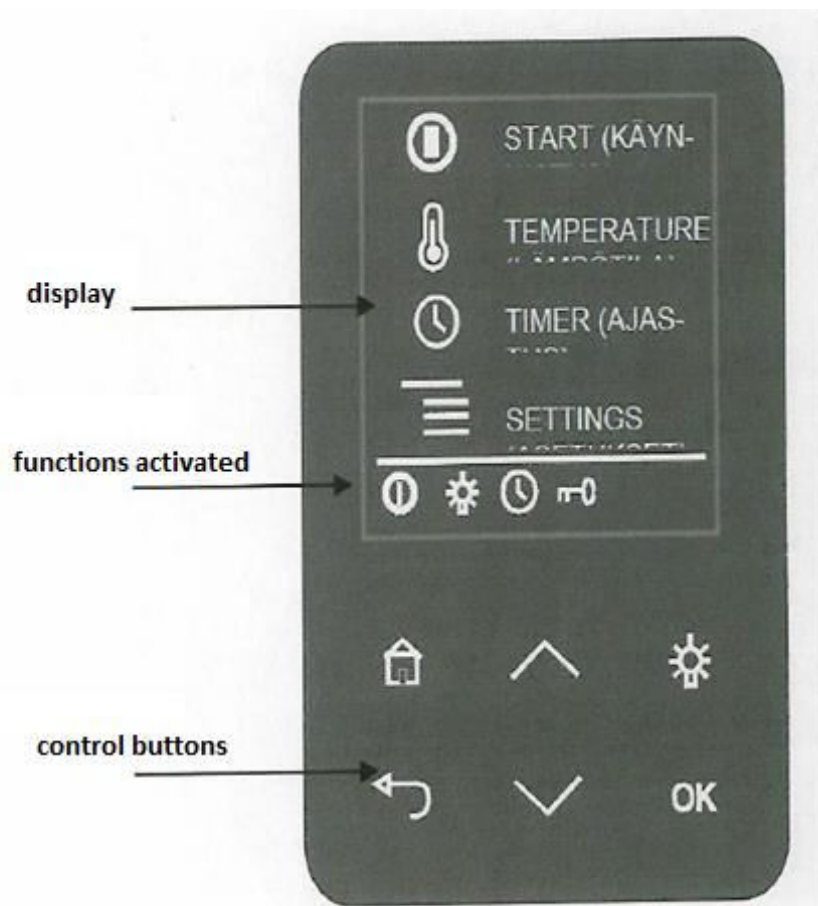














Control panel T1



Functions:

	Return to home screen
	Back. Shows current temperature and time if pre-set on home screen.
	Light ON/OFF
	OK button, confirms changes in the setting, functions as enter button
	Arrow, move up in the menu
	Arrow, move down in the menu
	Start and stop. Select using the up and down arrows and press OK
	Temperature control
	Pre-set timer, 0 - 24 hours
	Settings
	Automatic lock can be set in the range of 15 - 60 s. Set up in menu, ON/OFF. Set the lock in menu or by pressing these two symbols simultaneously for 2 seconds.
	



Settings

Set the time

Language:

choose a preferred language of the controller

Display:

set display to turn off after

3 - 60s

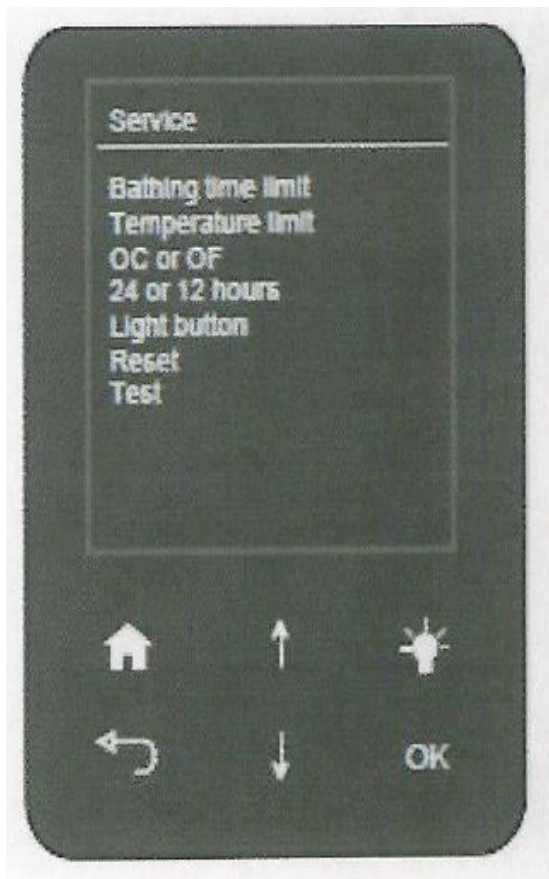
Automatic locking

key lock after 15 - 60s or ON/OFF

Vibration : vibration ON/OFF

Service:

insert PIN code for entering the menu - PIN is 124



Service

Bathing time limit

set the time limit of the sauna - 0 – 6 hours

Temperature limit

Select desired temperature (20 - 110°C)


°C or °F : Set the temperature unit

Light button:

chose between two modes
continuous - light is on if the sauna is being used
momentary - light has to be manually turned ON/OFF (light button)

Reset: factory settings, PIN code is 421

Test: test activation after service, PIN 666



First setting

Select region

Europe - set time and temperature according to European rules

Choose language

Set up use of the panel - sauna/ steam, choose sauna and confirm by pressing OK

Set timer 0 - 6 hours using the up and down arrows and confirm by pressing OK

Set time on the display and press OK